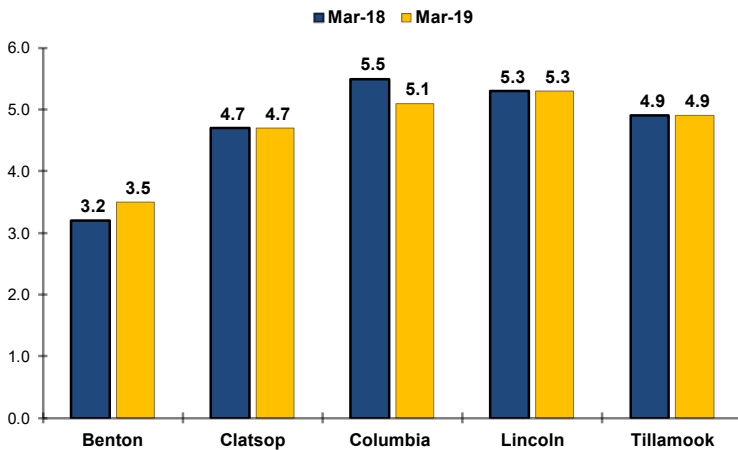
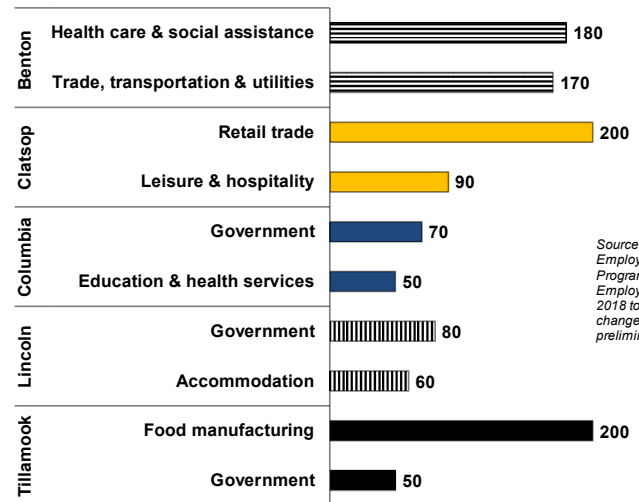


Northwest Oregon Economic Indicators
For Benton, Clatsop, Columbia, Lincoln & Tillamook Counties April 2019

Unemployment Rates Are About the Same as Last March in NW Oregon (Not Seasonally Adjusted)

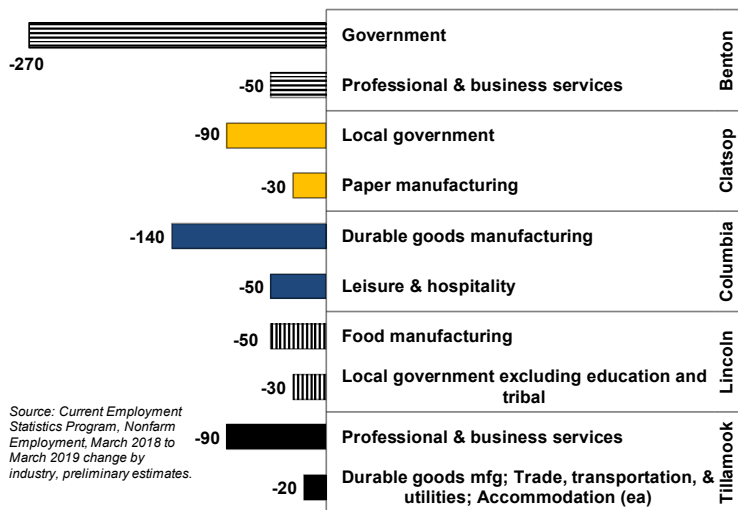


Industries Adding the Most Jobs in Past Year by County



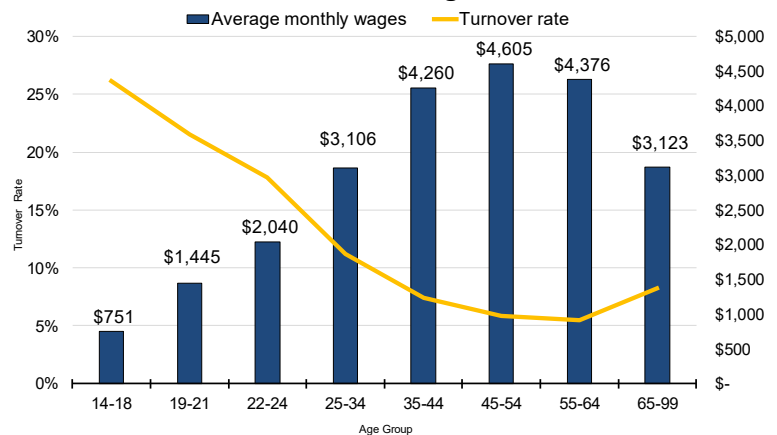
Source: Current Employment Statistics Program, Nonfarm Employment, March 2018 to March 2019 change by industry, preliminary estimates.

Industries Losing the Most Jobs in Past Year by County



Source: Current Employment Statistics Program, Nonfarm Employment, March 2018 to March 2019 change by industry, preliminary estimates.

Turnover Rates Are Higher for Younger Workers and Lower Wage Earners



Source: U.S. Census Bureau Quarterly Workforce Indicators, Turnover rate and average monthly wages for stable employment, 2017 annual for Benton, Clatsop, Columbia, Lincoln and Tillamook counties combined.

For more economic or labor market data or to be added to this monthly email list, contact:

Shawna Sykes, Workforce Analyst

Cell: 503.396.7355

E-mail: Shawna.L.Sykes@oregon.gov

Erik Knoder, Regional Economist

Desk: 541.574.2306

E-mail: Erik.A.Knoder@oregon.gov

Want to learn more about the Oregon economy? Visit our web site at www.QualityInfo.org

Read our blog at: oregonemployment.blogspot.com Follow us on Twitter at [Twitter.com/@OED_Research](https://twitter.com/OED_Research)